



# TUMBALL

The nerve-wracking  
bead-stacking  
game

2 to 4 PLAYERS – Ages 5+

## Contents:



Base (x1)



Arm (x1)



Hook (x1)



Ring (x1)



Assembly rings  
small model (x1)  
big model (x1)



Wands (x4)



Hangers (x7)



Coloured  
Balls(x14)



Beads (x24)

Take turns, stacking beads one by one into the coloured cluster... watch as it shakes... shimmers... and slowly separates! Keep a steady hand and hold your nerve! One slip or a bead in the wrong spot and you'll bring the lot crashing down - that's Tumball!

## Set up:

1. First time you play, please remove all the pieces from the plastic bags.

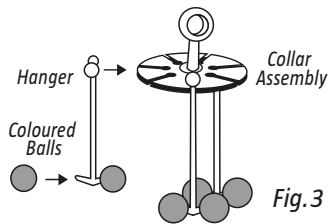
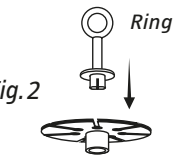
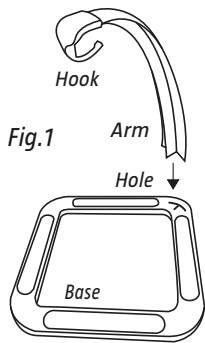
2. Place the base on a smooth, flat surface. Insert the end of the arm into the hole in the base and attach the large hook at the top (fig.1). Do not move the base once play gets under way.

3. Take the assembly ring and insert the hook in the right direction (Fig.2).

Note: the big assembly ring makes the game more difficult.

Randomly choose two of the coloured balls and push these onto the ends of a hanger. Repeat for each hanger (fig.3).

Push as far as possible in the direction of the arrows.



4. Attach all 7 hangers to the collar assembly and suspend it from the hook at the top of the arm. Arrange the coloured balls so they form as tight a cluster as possible (fig.4).

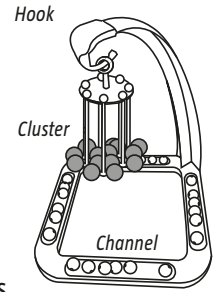


Fig.4

5. Divide the beads equally between the players: 6 beads each for a game of 4 players, 7 beads each for a game of 3 players, 8 beads each for a game with 2 players.

Each player takes a wand. Sit around the base and arrange your beads in the channel in front of you.

## Object of the game:

Be first to get rid of all your beads to win!

## Go Tumball!

Youngest player goes first.

On your turn, pick up a bead from your channel and place it on the end of your wand.

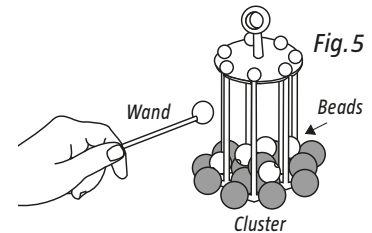


Fig.5

Holding the wand by the other end, carefully place the bead on top of the cluster of coloured balls (fig.5). when you're ready, pull the wand away.

Your turn ends when:

A. You successfully place a bead on the cluster.

OR

B. You accidentally drop your bead before you place it on the cluster. If this happens, pick up the fallen bead and add it to your channel. (fig.6).

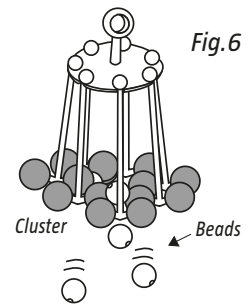


Fig.6

OR

C. You cause one or more of the beads on the cluster to fall. Pick up the fallen beads and add them to your collection.

The next player to your left takes a turn.

Note: their turn starts when they pick up a bead with their wand. If any beads fall before this, they will be added to your collection!

## Winning the game:

The first player to get rid of all their beads by placing them on the hanging cluster wins the game!

WARNING: Choking hazard. Not suitable for children under 36 months. Contains small parts. Colours and content may vary. Please retain this packaging for future reference. Made in China by MGBI - Rue des Colonies 11 1000 Brussels - Belgium.

Licensed by Anjar Co LLC  
©2018 MEGABLEU, France. TUMBALL is a registered trademark. All rights reserved



Distributed by: Trends UK Ltd.,  
Harwell Innovation Centre, 173 Curie Avenue,  
Harwell Science & Innovation Campus,  
Didcot, Oxon, OX11 0QG  
Tel: +44 (0)1702 208175 Email: trends@jgdirect.net  
www.trendsuk.co.uk

MEGABLEU  
www.megableu.com